


940 nm Laser diodes & Turn-key solutions




Aero**Di**ODE

940 nm laser

Choose your own fiber-coupled laser diode + turn-key Driver solution

Standard singlemode or multimode laser diodes are offered as stock items or combined with a CW or pulsed turn-key laser diode driver.



1st

Choose your laser diode :

Diode model	Power (CW)	Power (Pulse)	Technology	Wavelength (nm)	Fiber (or eq.)	Emisison Band-width (typ)	Package (mm)
1	200 mW	350 mW	Butterfly single mode	940 ± 5nm	Hi 1060 PM 980	~1 nm [0.2 nm with FBG OPTION]	14 pin Butterfly-type 1
2	10 W	10 W	Multimode single emitter	940 ± 5 nm	Multimode 106 μm NA=0.22	~6 nm	31*17*6.1
3	30 W	30 W	Multimode multi emitter				25*43*11
4	70 W	70 W					48*80*16
5	150 W	150 W					80*80*25
6	200 W	200 W			200 μm NA=0.22		80*80*25


3rd

Choose your product form factor : OPEN-FRAME or INTEGRATED


OPEN-FRAME VERSIONS :



➤ Open-frame driver for CCS-CW, CCS-std and CCS-HP electronics Boards for single mode diodes



➤ Open-frame driver for «Shaper» electronic Board for single mode diodes



➤ «CCM» Open-frame driver for Multimode diodes (10-200W)

2nd

Choose your Driver performance :

LASER DRIVER VERSION :					
	940 nm Laser Diode version	CW Driver (for singlemode diodes : «CCS-CW» is the open driver and CCSI-CW is the integrated version)	Pulse & CW Driver (from 1 ns to CW : «CCS-std» is the open driver and CCSI-std is the integrated version)	User design pulse shape Driver («Shaper» open driver / «Shaper-I» inte- grated version) from 0.5 ns to 8 µs	Multimode diode Driver (High power driver for 10 to 150 W diodes : CCM is the open version, CCM-I is the integrated version)
Output Power - CW / Pulse (Typical values)	1- Single mode	200 mW / No	200 mW / 350 mW	No / 350 mW	Not compatible
	2- Multimode : 10 W 30 W 70 W 150 W 200 W	Not compatible			10 W / 10 W 30 W / 30 W 70 W / 70 W 150 W / 150 W Not compatible
User design Pulse shape	Any	No	No (On-Off only)	Yes	No
Laser diode T°		15 - 50 °C			15 - 40 °C
Pulse duration (Ext. trigger)		CW only	0.5 ns - CW	0.5 ns - 8 µs	10 µs - CW
Pulse duration (Internal pulse generator)			0.5 ns - 500 ns		No
Typ rise/fall time ; Min optical pulse duration (Butterfly package diodes)			3 {ns/A} ; 1.5 ns	< 1ns/A ; 1.5 ns	few µsec
Internal rep rate adjustment			1 Hz - 4 MHz {250 MHz optional}	1 Hz - 20 MHz	No
Temporal Jitter			< 25 ps	< 2 ns	
Adj. CW offset (pulse regime)			No		
Interface/GUI/libraries		USB - Windows 7 / 10 - DLLs - Hexa/Linux - Labview - Python			


INTEGRATED VERSIONS :



➤ Integrated version for CW, std and HP electronics Boards



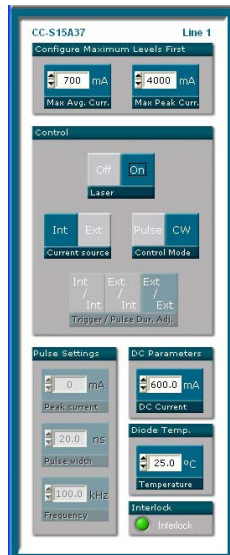
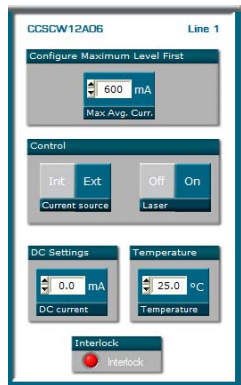
➤ Integrated version for Shaper electronics Board (single mode diodes)



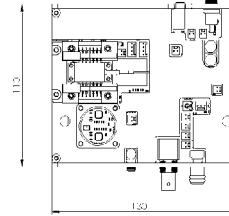
➤ «CCMI» Integrated driver for Multimode diodes (10-200W)

Technical Specifications

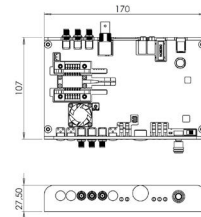
GUI (examples)



Mechanical (examples) :



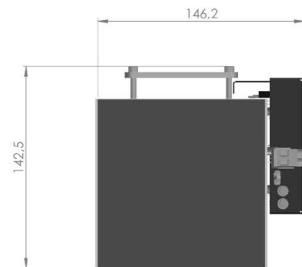
CW & Pulsed



SHAPER




CCM (for Multimode diodes)



OPTIONS (see all prices on the website page):

- * PM fiber output
- * Narrow spectrum (FBG-based)
- * High speed diode+driver optimization (for 1-5 ns range)
- * Optical collimator (3mm or high power 10 mm version)
- * 250 MHz rep rate for pulse diode +driver versions
- * Special Benchtop version for lab use (see the description on the website page and the picture below)



Classification :

Name	940LD:
Diode type	0: Laser diode only 1: 200 mW Butterfly singlemode 2: 10 W multimode 3: 30 W multimode 4: 70 W multimode 5: 150 W multimode 6 : 200 W multimode*
Driver Electronics	0: No driver (laser diode alone) 1: CCS/CCSI-CW (CW laser emission only - for singlemode laser diodes) 2: CCS-CCSI-std (Pulsed and CW Driver - for singlemode laser diodes) 3: SHAPER (User design temporal pulse shape - for singlemode laser diodes) 4: CCM/CCMI (for multimode high power laser diodes)
Form Factor	0: No driver (laser diode alone) 1: Open frame driver version 2: Integrated driver version

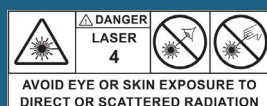
Ordering information :

940LD - [] - [] - []

Diode type	Driver type	Form factor
1	0	0
2	1	1
3	2	2
4	3	
5	4	
6*		

*Laser diode only. Not compatible with AeroDIODE air-cooled drivers.

AeroDIODE



AVOID EYE OR SKIN EXPOSURE TO DIRECT OR SCATTERED RADIATION

Product Line Manager : sales.aerodiode@aerodiode.com

+33 (0)6 27 69 41 52

www.aerodiode.com