


790-795 nm Laser diodes & Turn-key solutions




Aero **Di**ODE

790-795 nm laser diode

Choose your own fiber-coupled laser diode + turn-key Driver solution

Standard singlemode or multimode laser diodes in the 790-795 nm wavelength range are offered as stock items or combined with a CW or pulsed turn-key laser diode driver.



1st

Choose your laser diode :


Diode model	Power (CW)	Power (Pulse)	Technology	Wavelength (nm)	Fiber (or eq.)	Emission Bandwidth (typ)	Package (mm)
1	250 mW	400 mW	Butterfly single mode	790 ± 5 nm (792 nm ± 1 nm with FBG option)	Hi 780 PM 780	~1 nm (0.2 nm with FBG OPTION)	14 pin Butterfly-type 1
2	8 W	4 W	Multimode single emitter	793 ± 3 nm	Multimode 106 µm NA=0.22	~ 3 nm	31*17*6.1
3	30 W	12 W	Multimode multi emitter				25*43*11
4	50 W	30 W					48*80*16
5	90 W	90 W					80*80*25

3rd

Choose your product form factor : OPEN-FRAME or INTEGRATED

OPEN-FRAME VERSIONS :

CCS-CW
CCS-std/HP




➤ Open-frame driver for CCS-CW, CCS-std and CCS-HP electronics Boards for single mode diodes

SHAPER



➤ Open-frame driver for «Shaper» electronic Board for single mode diodes

CCM



➤ «CCM» Open-frame driver for Multimode diodes (10-200W)

2nd

Choose your Driver performance :

	790-795 nm Laser Diode version	LASER DRIVER VERSION :			
		CW Driver (for singlemode diodes : «CCS-CW» is the open driver and CCSI-CW is the integrated version)	Pulse & CW Driver (from 1 ns to CW : «CCS-std» is the open driver and CCSI-std is the integrated version)	User design pulse shape Driver («Shaper» open driver / «Shaper-I» integrated version) from 0.5 ns to 8 µs	Multimode diode Driver (High power driver for 10 to 150 W diodes : CCM is the open version, CCM-I is the integrated version)
Output Power - CW / Pulse (Typical values)	1- Single mode 2- Multimode : 8 W / 30 W / 50 W / 90 W	250 mW / No	250 mW / 400 mW	No / 400 mW	Not compatible 8 W / 8 W 30 W / 30 W 50 W / 50 W 90 W / 90 W
User design Pulse shape	Any	No	No (On-Off only)	Yes	No
Laser diode T°		15 - 50 °C			15 - 40 °C
Pulse duration (Ext. trigger)		0.5 ns - CW		0.5 ns - 8 µs	10 µs - CW
Pulse duration (Internal pulse generator)		0.5 ns - 500 ns			No
Typ rise/fall time ; Min optical pulse duration (Butterfly package diodes)		3 (ns/A) ; 1.5 ns		< 1ns/A ; 1.5 ns	few µsec
Internal rep rate adjustment		1 Hz - 4 MHz (250 MHz optional)		1 Hz - 20 MHz	No
Temporal Jitter		< 25 ps		< 2 ns	
Adj. CW offset (pulse regime)		No			Yes (external mode)
Interface/GUI/libraries		USB - Windows 7/10 - DLLs - Hexa/Linux - Labview - Python			

INTEGRATED VERSIONS :

CCSI-CW/
std/HP/HPP



➤ Integrated version for CW, std and HP electronics Boards

SHAPER-I



➤ Integrated version for Shaper electronics Board (single mode diodes)

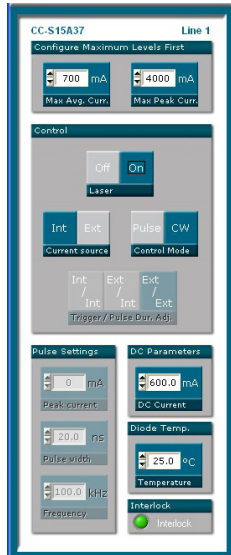
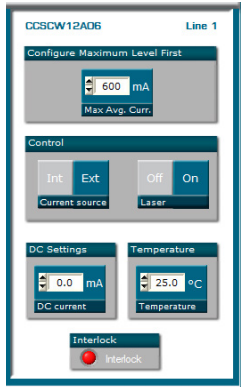
CCMI



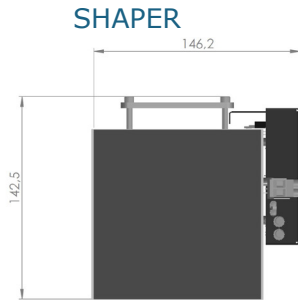
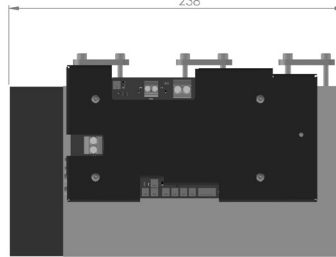
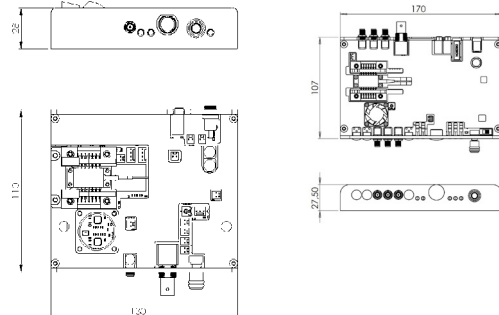
➤ «CCMI» Integrated driver for Multimode diodes (4-140 W)

Technical Specifications

GUI (examples)



Mechanical (examples) :




OPTIONS (see all prices on the website page) :

- * PM fiber output
- * Narrow spectrum (FBG-based)
- * Optical collimator (3mm or high power 10 mm version)
- * 250 MHz rep rate for pulse diode +driver versions
- * Special Benchtop version for lab use (see the description on the website page and the picture below)



CCM (for Multimode diodes)



Classification :

Name	790LD :
Diode type	0: Laser diode only 1: 250 mW Butterfly singlemode 2: 8 W multimode 3: 30 W multimode 4: 50 W multimode 5: 90 W multimode
Driver Electronics :	0: No driver (laser diode alone) 1: CCS/CCSI-CW (CW laser emission only - for singlemode laser diodes) 2: CCS-CCSI-std (Pulsed and CW Driver - for singlemode laser diodes) 3: SHAPER (User design temporal pulse shape - for singlemode laser diodes) 4: CCM/CCMI (for multimode high power laser diodes)
Form Factor	0: No driver (laser diode alone) 1: Open frame driver version 2: Integrated driver version

Ordering information :

