

1030 & 1064 nm SOA

1030/1053/1064 nm / PM singlemode fiber / Butterfly package

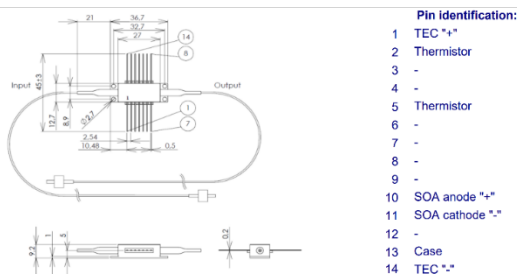
Reference: SOA-2-0-0

SPECIFICATIONS	Unit	Min	Typ	Maximum
Amplification/Modulation Wavelength	nm	1000		1100
Operating Current (CW mode)	mA		400	500
Operating Current (Pulse mode*)	mA		1000	1200
Max output power (1064 nm-CW mode)	mW/dBm		100/20	
Max output power (1064 nm-Pulse mode*)	mW/dBm		200/23*	
Max Input Power**	mW/dBm			3/5
Operating Voltage	V		1.7	
ASE optical 3 dB Bandwidth	nm	70	90	
Small signal gain (Pin = -25 dBm / 3 μW)	dB	29	33	
Gain Ripple (RMS) @ IopCW	dB		0.03	0.2
Extinction ratio (Pin=-25 dBm)	dB	50	75	
Noise Figure (NF)	dB		5.0	
TEC current (25°/case@65°)	A			3.0
TEC voltage (25°/case@65°)	V			4.0
Internal thermistor (25°) - (Beta=3375 K)	kOhm	9.5	10.0	10.5
Fiber type (eq)	-		Panda PM980	
Fiber coating	μm		250	
Connectors			FC/APC	
Fiber bend radius	kgf			1
Storage temperature	°C	-40		+85
Operating case temperature	°C	-20		+70
Operating chip temperature	°C	+15		+45
Laser diode reverse voltage	V			2
Soldering temperature/time	°C/S			260/10

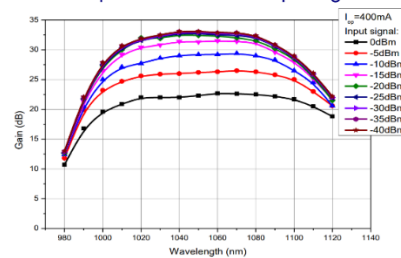
*With AeroDIODE pulsed drivers only

**Even for use in modulation mode, it is recommended to use the product with low input power and high gain.

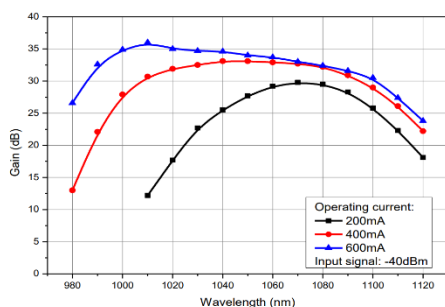
Form factor, SOA pinning and typical performances:



Gain spectra at different input signals



Gain spectra at different currents



Gain and Output power vs. input signal

