


1050nm Laser diode & Turn-key solutions




Aero**Di**ODE

1050nm laser diode

Choose your own standard or DFB laser diode + turn-key Driver solution

Standard or DFB laser diodes are offered as stock items or associated with a CW or pulsed Turn-Key Laser Diode Driver.


1st Choose your laser diode :




Diode type	Technology	Power (CW)	Power (Pulse)	Nominal Levels (typ.)	Wavelength (nm)	Fiber	Package
1	Butterfly singlemode Fabry-Pérot	400mW	600mW	800mA - 1.8V	1050 ± 5nm	HI1060 (if option PM: PM980)	14 pin Butterfly type 1
2	Butterfly singlemode DFB	70mW	105mW	220mA - 1.7V	1050 ± 1nm		

3rd Choose your product form factor : OPEN or INTEGRATED


OPEN FRAME VERSIONS :



➤ Open driver for CW, std and HP electronics Boards



➤ Open driver for HPP (High Pulse Performance) electronic Board



➤ Open driver for Shaper electronics Board

2nd Choose your Driver performance :

LASER DRIVER VERSION :						
	Laser Diode Model	CW	Std (from 1ns to CW)	HP (High Power)	HPP (High Pulse Performance)	SHAPER (User Design ns Pulse Shape)
Output Power - CW regime (typ)	1 - FP	400mW				No
	2 - DFB	70mW				
Output power - Pulse regime (typ)	1 - FP	No	600mW			
	2 - DFB		105mW			
User design Pulse shape	Any	No	No (On-Off Driver only)			Yes
Laser diode T° range		15 - 50 °C				
Pulse duration (Ext pulse trigger)		CW only	0.5 ns - CW		0.5 ns - 8 µs	
Pulse duration (Internal pulse generator)			0.5 ns - 500 ns			
Typ rise/fall time ; Min Pulse duration			3 [ns/A] ; 1.5 ns		< 1 [ns/A] ; 1.5 ns	
Internal rep rate adjustment			1Hz - 4MHz	1Hz - 10MHz [250MHz optional]	1Hz - 250MHz	1Hz - 20MHz
Temporal Jitter			< 25 ps		< 8 ps	< 2 ns
Adj. CW offset in pulse regime			No	Yes		No
Interface/GUI/libraries		USB - Windows 7/10 - DLLs - Hexa/Linux - Labview - Python				

INTEGRATED VERSIONS :



➤ Integrated version for CW, std and HP electronics Board



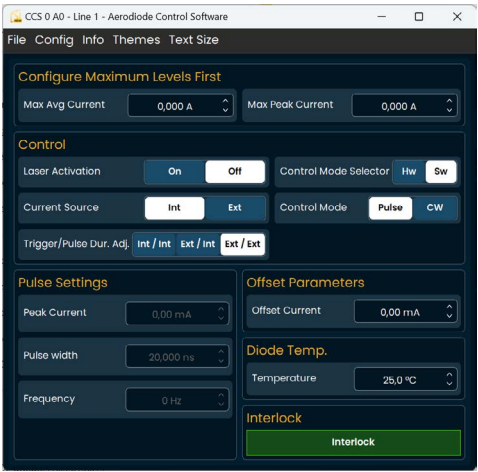
➤ Open driver for HPP (High Pulse Performance) electronic Board



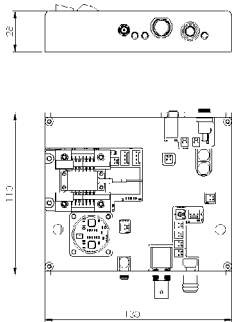
➤ Integrated version for Shaper electronics Board

Technical Specifications

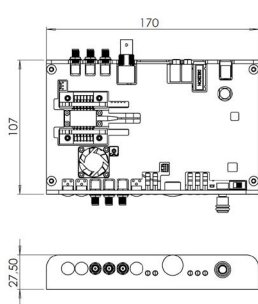
GUI examples



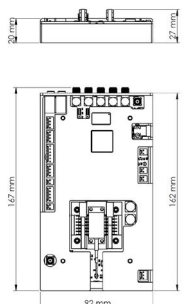
Mechanical examples




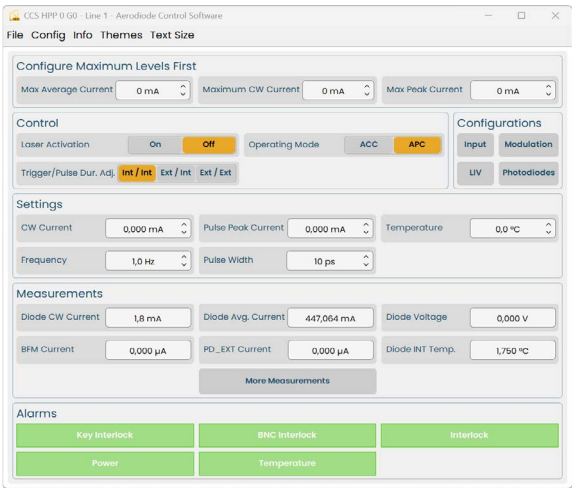
CW & Pulsed



HPP



Shaper



Classification :

Ordering information :

Name	1050nm LD :
Diode type	1 : Standard Fabry-Pérot (400mW) 2 : DFB (70mW)
Driver electronics	0 : No driver (laser diode alone) 1 : CW driver (for CW laser diode emission only) 2 : Std - Pulse and CW Driver 3 : HP (High Power) 4 : HPP (High Pulse Performance) 5 : SHAPER
Form Factor	0 : No driver (laser diode alone) 1 : Open 2 : Integrated

